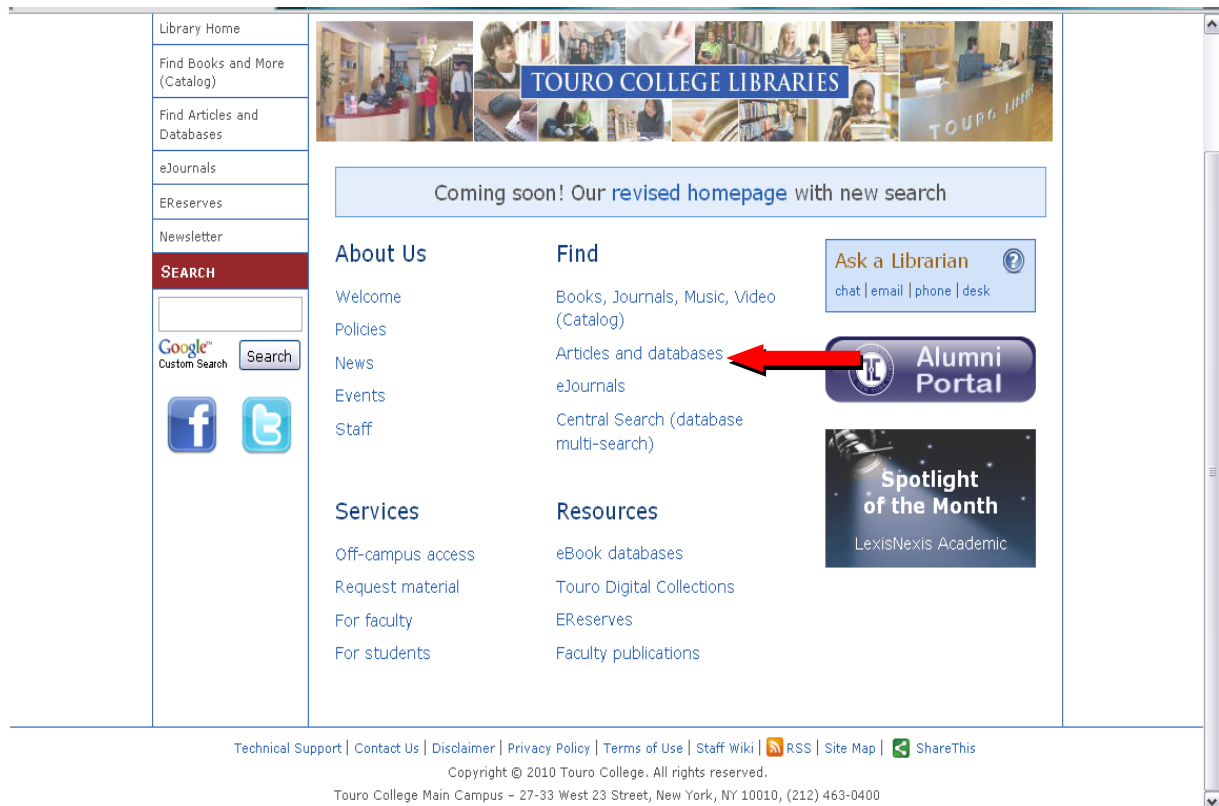


## Creating Your Bibliography with NoodleTools

The Touro College Library has tools to assist you in creating your bibliography or reference list. There are links to style guides and a program called NoodleTools.

To access these tools from the Homepage of the library, look under **SERVICES**, and **click** on the [Articles and Databases](#) link (arrow).

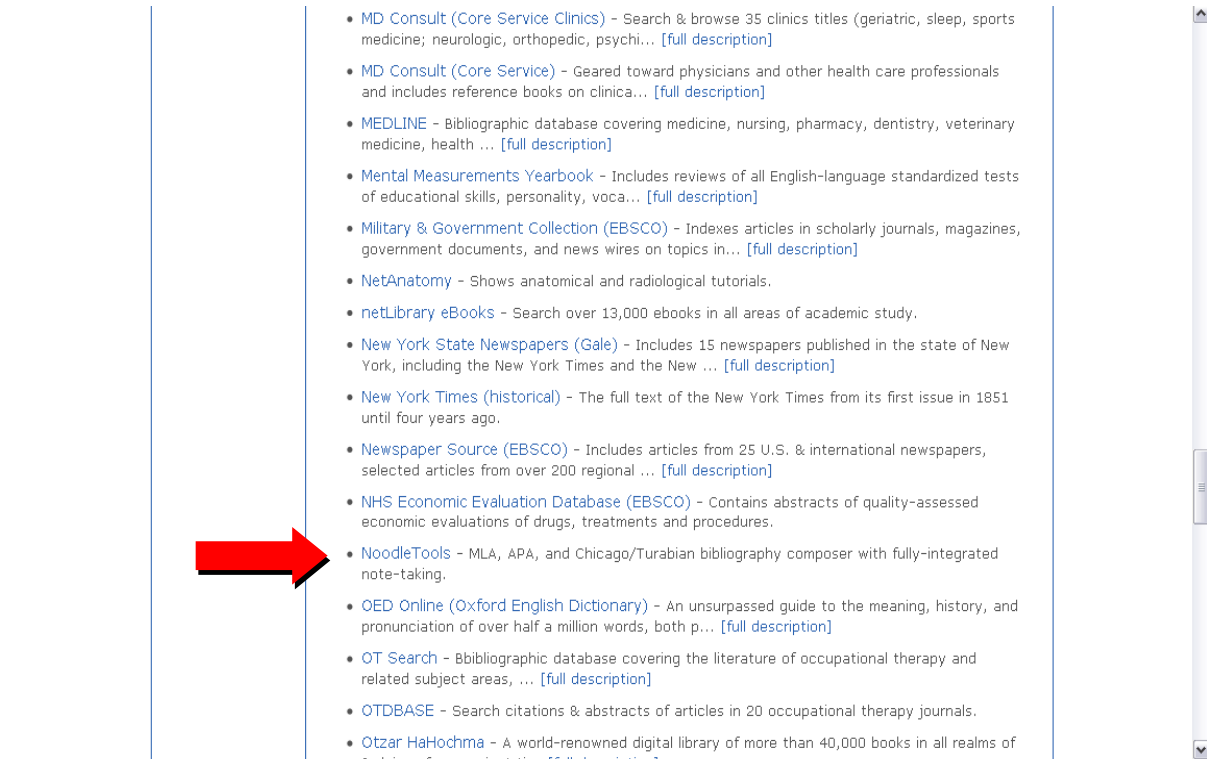


The screenshot shows the Touro College Libraries homepage. On the left is a navigation menu with links: Library Home, Find Books and More (Catalog), Find Articles and Databases, eJournals, EReserves, Newsletter, and a SEARCH button. Below the menu are social media icons for Facebook and Twitter, and a Google Custom Search box. The main content area features a banner for 'TOURO COLLEGE LIBRARIES' and a message: 'Coming soon! Our revised homepage with new search'. Below this are four columns of links: 'About Us' (Welcome, Policies, News, Events, Staff), 'Find' (Books, Journals, Music, Video (Catalog), Articles and databases, eJournals, Central Search (database multi-search)), 'Services' (Off-campus access, Request material, For faculty, For students), and 'Resources' (eBook databases, Touro Digital Collections, EReserves, Faculty publications). To the right of the 'Find' column are an 'Ask a Librarian' chat box and an 'Alumni Portal' button. A red arrow points to the 'Articles and databases' link. At the bottom right is a 'Spotlight of the Month' box for LexisNexis Academic. The footer contains technical support links, copyright information (© 2010 Touro College), and the address: Touro College Main Campus - 27-33 West 23 Street, New York, NY 10010, (212) 463-0400.

# Creating Your Bibliography with NoodleTools

## Articles and databases

You will see a list of databases in alphabetical order. Go down the page until you get to NoodleTools. Click on the link.



The screenshot shows a list of library databases. A red arrow points to the entry for NoodleTools. The list includes:

- MD Consult (Core Service Clinics) - Search & browse 35 clinics titles (geriatric, sleep, sports medicine; neurologic, orthopedic, psychi... [full description]
- MD Consult (Core Service) - Geared toward physicians and other health care professionals and includes reference books on clinica... [full description]
- MEDLINE - Bibliographic database covering medicine, nursing, pharmacy, dentistry, veterinary medicine, health ... [full description]
- Mental Measurements Yearbook - Includes reviews of all English-language standardized tests of educational skills, personality, voca... [full description]
- Military & Government Collection (EBSCO) - Indexes articles in scholarly journals, magazines, government documents, and news wires on topics in... [full description]
- NetAnatomy - Shows anatomical and radiological tutorials.
- netLibrary eBooks - Search over 13,000 ebooks in all areas of academic study.
- New York State Newspapers (Gale) - Includes 15 newspapers published in the state of New York, including the New York Times and the New ... [full description]
- New York Times (historical) - The full text of the New York Times from its first issue in 1851 until four years ago.
- Newspaper Source (EBSCO) - Includes articles from 25 U.S. & international newspapers, selected articles from over 200 regional ... [full description]
- NHS Economic Evaluation Database (EBSCO) - Contains abstracts of quality-assessed economic evaluations of drugs, treatments and procedures.
- NoodleTools - MLA, APA, and Chicago/Turabian bibliography composer with fully-integrated note-taking.
- OED Online (Oxford English Dictionary) - An unsurpassed guide to the meaning, history, and pronunciation of over half a million words, both p... [full description]
- OT Search - Bibliographic database covering the literature of occupational therapy and related subject areas, ... [full description]
- OTDBASE - Search citations & abstracts of articles in 20 occupational therapy journals.
- Otzar HaHochma - A world-renowned digital library of more than 40,000 books in all realms of

**Note:** If you are off-campus, you need to have a username and password to use any of the library resources. Go to the “Off Campus” link on the library’s homepage to attain a username and password.

# Creating Your Bibliography with NoodleTools

## Creating a NoodleTools Account

**NoodleTools**

Home Software Tools Blog Teacher Resources About Us Current Users: Sign In

**Register or Sign In**

You have been automatically authenticated into the Touro College subscription.

You'll need your own **Personal ID** so that the NoodleTools system can keep your work separate from the other users at your school or library.

[Create a Personal ID](#)

**Already Have a Personal ID?**

If you are a returning user, enter your Personal ID and password to sign in to your NoodleTools account. If you are a new user, you should [choose a Personal ID](#) now.

Personal ID:

Password:  ←

[I forgot my password](#)

Remember me (this is my personal computer)

[Sign In](#)

Copyright © NoodleTools Inc. | [Privacy Policy](#) | [Terms of Service](#) | [Legal](#)

**Click** on the link **Create a Personal ID (circled)**.

**Note:** *If you already have a NoodleTools account, you will need to type in your Personal ID and Password (arrow) and **Click** Sign in*

# Creating Your Bibliography with NoodleTools

**Access**

- > Sign In
- > **New User Registration**
- > Retrieve Lost Password
- > Account Administration
- > Help

## New User Registration

### About You

I am a student or library patron

I am a teacher or librarian

School / location:

Expected year of graduation:

### Choose a Personal ID

You'll use this personal ID and password to access your saved work.

Personal ID:

Password:

Retype password:

### Easy Login Retrieval

Just in case you lose your personal ID or password, provide your first/last initials and the last 4 digits of your phone number so that we can identify your account and help you out.

Initials:  (e.g. "JS" for John Smith)

Phone:  (last 4 digits only)

Copyright © NoodleTools Inc. | [Privacy Policy](#) | [Terms of Service](#) | [Legal](#)

**Click** on the option: I am a student or library patron

I am a teacher or librarian (arrow)

Type in your Personal ID sara.tabaei

Type in your Password \*\*\*\*\* (must be 6 or more characters)

Retype your Password \*\*\*\*\*

Type phone Number 5233  
(last 4 digits)

**Click** on the button (up arrow).

# Creating Your Bibliography with NoodleTools

The screenshot shows the NoodleTools interface. At the top, there is a navigation bar with 'My Lists', 'Bibliography', 'Notecards', and 'Help'. The 'My Lists' section is active. Below the navigation bar, there is a welcome message: 'Welcome, borris.kochega | Sign Out | My Account'. The main content area is titled 'My Lists' and features a table with columns: Description, Style, Level, Entries, Notes, Created, Modified, and Shared?. Below the table, there is a button labeled 'Create a New List' with a green plus icon. A red arrow points to this button. Below the 'My Lists' section, there is another section titled 'Lists Shared with Me' with a 'Sharing Setup' button. At the bottom of the page, there is a copyright notice: 'Copyright © NoodleTools Inc. | Privacy Policy | Terms of Service | Legal'.

**Click** on the button **Create a New List** (arrow) to begin a new list.

Generate an MLA Works Cited list or APA References list.

# Creating Your Bibliography with NoodleTools

**Create a New List**

Select the bibliographic style (MLA, APA, or Chicago/Turabian) you wish to use and enter a short description of your topic. Keep in mind that lists cannot be converted between styles once you have begun adding citations, so choose carefully (and ask your instructor if you aren't sure).

**List style:**

- MLA Advanced**
  - follows the *MLA Handbook*, 7th ed.
- MLA Starter**
  - simpler forms
  - only the most basic citation types available
- APA Advanced**
  - follows the *APA Publication Manual*, 6th ed.
- Chicago/Turabian Advanced**
  - bibliography/notes formatting
  - follows Turabian's *A Manual for Writers of Research Papers, Theses, and Dissertations*, 7th ed.

**Description:**

*For example, "History 101 report on George Washington"*

**Click** on the Style **APA Advanced** (follows the *APA Publication Manual, 6th ed.*)  
(arrow)

Type a Description : For example, Education 101  
(circled)

**Click** on the link **Create List**

# Creating Your Bibliography with NoodleTools

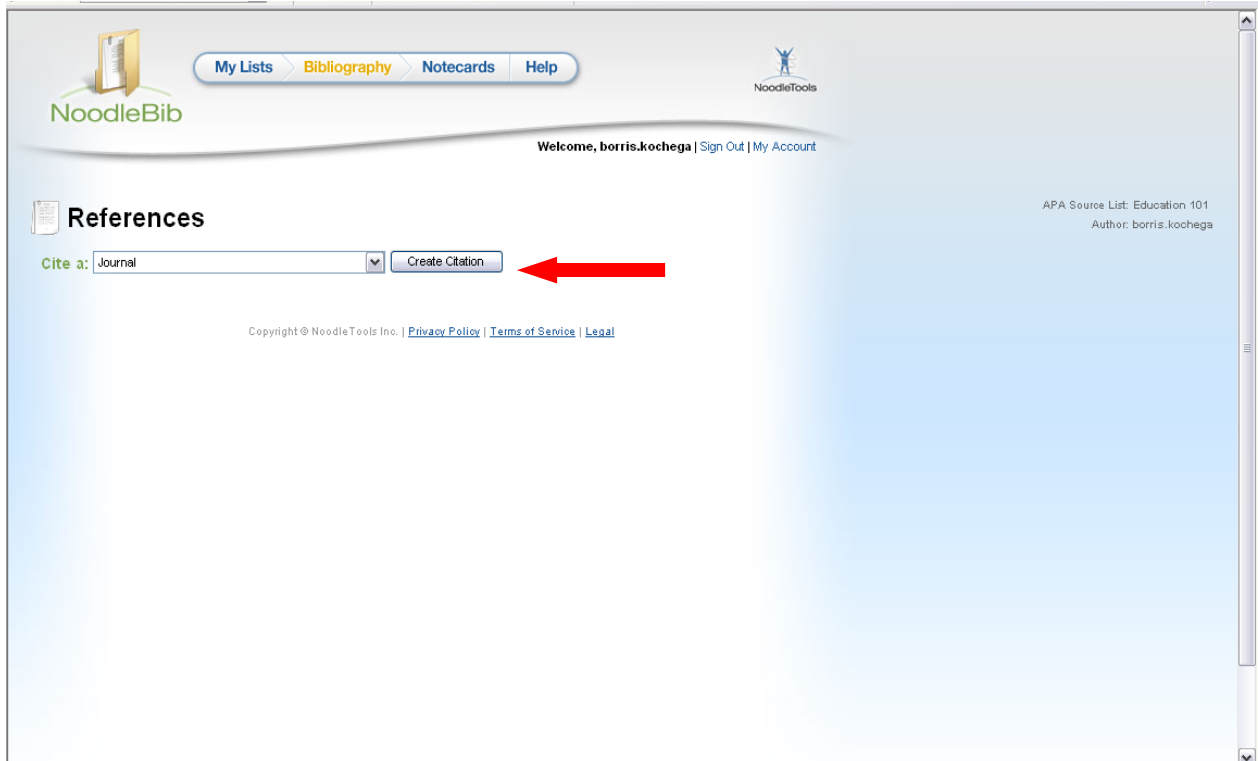
The screenshot shows the NoodleTools interface. At the top, there are navigation tabs: "My Lists", "Bibliography", "Notecards", and "Help". The "Bibliography" tab is active. Below the navigation, there is a welcome message: "Welcome, borris.kohega | Sign Out | My Account". The main content area is titled "References". On the right side, it says "APA Source List: Education 101" and "Author: borris.kohega". In the "References" section, there is a "Cite as:" dropdown menu. A red circle highlights the down arrow of this menu. To the right of the dropdown is a "Create Citation" button. The dropdown menu is open, showing a list of citation types: Journal, Magazine, Monograph, Newsletter, Newspaper or Newswire, Nonperiodicals, Book, Brochure or Pamphlet, Monograph, Reference Source (Dictionary, Encyclopedia, etc.), Technical/Research Report, Electronic/Online (Exclusively), Blog, Computer Program, Software, or Language, Data File, Electronic Mailing List, Web Forum (Message Board), Newsgroup, Usenet, Web Site, Audiovisual, Film or Video Recording, Lecture, Speech, Address, or Reading, Sound Recording, Television or Radio Program, Other, and Abstract. At the bottom of the dropdown menu, there is a "Privacy Policy | Terms of Service | Legal" link.

**Click** on the down arrow (circled) to show the types of resources that you can cite by using NoodleTools.

<Select a citation type>

# Creating Your Bibliography with NoodleTools

Let's use a Journal Article for our example.



Select Journal and click on Create Citation (arrow).

# Creating Your Bibliography with NoodleTools

**Adding: Journal**

---

We think you probably mean...

[\[Not sure?\]](#)

**Journal**

- a journal article or entire issue
- an e-journal
- a special section of a journal
- a special issue
- a journal supplement
- an editorial
- a letter to the editor

[\[Examples\]](#)

But if not, your source may be...

**Abstract**  
An abstract of a journal article.

**Reprint in a book**  
A journal article reprinted in a book (collection). [\[Examples\]](#)

**Review**  
A review published in a journal.

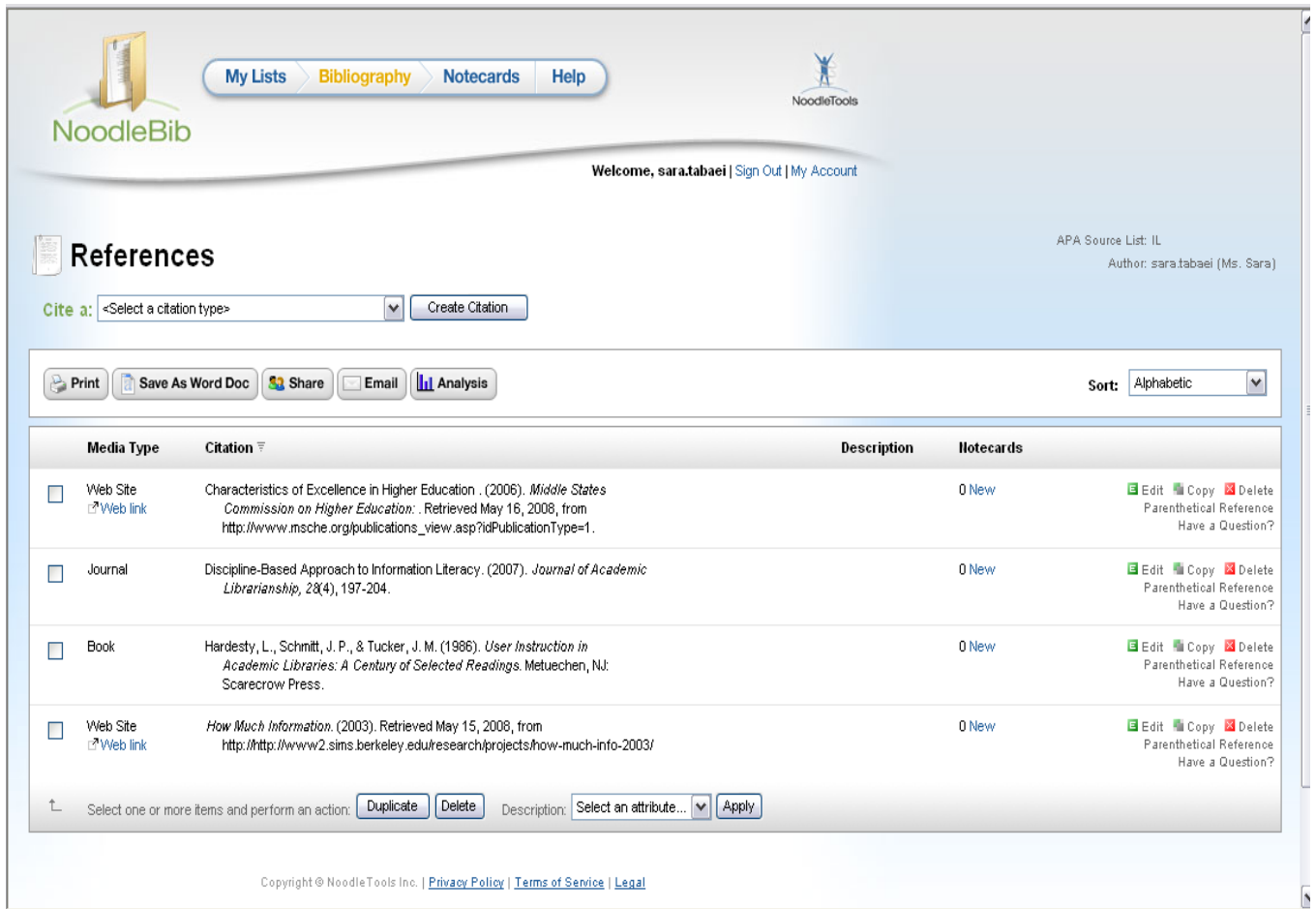
**Magazine**  
Are you sure your source is a journal? [Click here](#) for help deciding.

Copyright © NoodleTools Inc. | [Privacy Policy](#) | [Terms of Service](#) | [Legal](#)

Now that you have selected Journal as the type of citation, we start creating a citation by answering the questions and filling out the required information.

# Creating Your Bibliography with NoodleTools

Sample list created by NoodleTools.



The screenshot displays the NoodleTools interface for creating a bibliography. At the top, there are navigation tabs for "My Lists", "Bibliography", "Notecards", and "Help". The user is logged in as "sara.tabaei" and is viewing the "References" section. The interface includes a "Cite a:" dropdown menu, a "Create Citation" button, and a toolbar with options for "Print", "Save As Word Doc", "Share", "Email", and "Analysis". The bibliography list is sorted by "Alphabetic" and contains four entries:

Media Type	Citation	Description	Notecards
Web Site	Characteristics of Excellence in Higher Education . (2006). <i>Middle States Commission on Higher Education</i> . Retrieved May 16, 2008, from <a href="http://www.msche.org/publications_view.asp?idPublicationType=1">http://www.msche.org/publications_view.asp?idPublicationType=1</a> .		0 New
Journal	Discipline-Based Approach to Information Literacy. (2007). <i>Journal of Academic Librarianship</i> , 23(4), 197-204.		0 New
Book	Hardesty, L., Schmitt, J. P., & Tucker, J. M. (1986). <i>User Instruction in Academic Libraries: A Century of Selected Readings</i> . Metuechen, NJ: Scarecrow Press.		0 New
Web Site	<i>How Much Information</i> . (2003). Retrieved May 15, 2008, from <a href="http://http://www2.sims.berkeley.edu/research/projects/how-much-info-2003/">http://http://www2.sims.berkeley.edu/research/projects/how-much-info-2003/</a>		0 New

At the bottom of the list, there are buttons for "Duplicate" and "Delete", and a "Description:" dropdown menu with an "Apply" button.

For assistance in creating your NoodleTools account, please contact:

Sara Tabaei, Library Information Literacy Services Director, 212-463-0400 x5233 ; [sara.tabaei@touro.edu](mailto:sara.tabaei@touro.edu)

Or Contact Your Local Library.